







Evolution perfectly combines the natural character of stone and the sophistication of ceramic tiles. A selection of the most beautiful natural stones is united by a single color without losing their original patterns and the differences between them. Thanks to its soft and natural feel, Evolution is ideal for any indoor or outdoor space.



GRAPHITE



SAND



STONE



WHITE

TECHNICAL INFORMATION

| | |
|--------------------------|-----------|
| PEI | 5 |
| MOHS | 8 |
| SCOF WET | N/A |
| WATER ABSORBSION | 0.10% |
| CHEMICAL STAIN RESISTANT | RESISTANT |
| FROST RESISTANT | RESISTANT |
| COLOR VARIATION | 6 |

SIZE AVAILABILITY & PACKAGING INFORMATION

12x24: 1 BOX = 7 PCS = 15.06 SF = 57.75 LBS/BX; 40 BX/PL

2X6 MOSAIC

3X3 MOSAIC

3X24 BULLNOSE